



Tamworth Public School

Year 3

Learning from Home Booklet

READING

1.

Tamworth Public school students will be able to access Story Box Library at home using the **Viewer Login** details to log-in to www.storyboxlibrary.com.au

TPS User name : tamworth Password : tamworth (yes it is the same for both)

Ideas for using Story Box Library at home:

- **5 ways Story Box Library can be used to support students learning from home:** This handy document has been put together specifically for this purpose. Includes: *Task sheets* based on our stories, *Theme-based playlists* - great for student projects, *At home Activity time* and *Classroom Ideas* and a reminder of the *Accessibility features*, such as audio support and closed captions that our stories all have. See the attached or visit: <https://www.flipsnack.com/storyboxlibrary/sbl-tips-for-home-learning/full-view.html>
- You might also like to check out our **latest blog post for resources and tips** to engage your students at home using Story Box Library: <https://www.storyboxlibrary.com.au/blog/engage-your-students-at-home-with-story-box-library>

2. Clowns – this activity pack, built around the written material, should be completed over a number of days.

3. Poetry – Five Chants – a fun poem to explore and enjoy. Read aloud/ recite/record yourself reading etc.

Complimentary to Five Chants are the Outside treasure hunts. Draw and label the items found. Use colour. You might also use your experiences exploring “outside” to write your own “Chants”

4. Bee crossword. Activities could include research about bees.

How to draw a realistic bee. <https://www.youtube.com/watch?v=Ho4aUHY6fss>

5. Fun Exercise worksheet and reverse side is

What I have done this week exercise and activity sheet

SPELLING

Access to sound Waves Year 3 – thin845 Year 4 – mess888

Spelling Crosswords

Spelling Activities – choose any of these activities

1. Write each word 5 times, using different colours
2. Type each word ten times using different fonts
3. Write the words in ABC order OR in reverse ABC order
4. Cut each spelling word out of newspaper.
5. Cut letters from a newspaper or magazine to make your words
6. Write a sentence for your spelling words, leaving out the spelling words. Ask family member to find the right word for each sentence.
7. Write spelling words and make a picture for three words

WRITING

1. **Rats as big as Cats** - an information text writing activity
2. **Magpie** – Write about a story from your Dad/Mum/Grandad/Granma's life

MATHS

1. **Egg Tangrams** for Easter!
 2. **Basic Skills Maths**
 3. **Sudoku**
 4. **Learn your tables and Number facts**
- Fun websites - arcademic skill builder // www.matific.com**
5. *Matific.com*

ART

Lots of art activities.

Hey ding a ding,
Hey ding a dong,
Life is so silly,
And so is this song.

A telegraph pole is immensely absurd,
It stands on one leg like a sort of bird,
It stands on one leg and pretends it's not there,
While workers on ladders are plaiting its hair.




The Silly Song

Margaret Mahy

illustrated by Ben Tobias

Hey ding a ding,
Hey ding a dong,
Life is so silly,
And so is this song.

There's nothing as mad as the cars in the street
They trundle on wheels where they ought to have feet.
But if they had feet they would only get corns
And then they'd start grumbling and blowing their horns.





The telegraph poles and the houses and cars
May sing the same song that is sung by the stars,
But if ever I start such a wonderful song
It always comes out as a Hey ding a dong.

Hey ding a DING
Hey ding a DONG
Hey is so silly
Life is this song

Little Willie the Clown



Hi! I'm Little Willie the Clown. Like all clowns, I enjoy making people laugh. You might have seen me at the circus, at a party or in some place where people gather to have a good time.

Every morning when I leave home I take all my equipment with me — my costume, my make-up and a collection of props, including a withered plastic chook and a case of puppets and magic tricks. My bell, my whistle and my hooter complete the outfit. Often I need to take my own mirror and a container of water, as I can never be sure what the dressing room will be like.

I have four outfits, all the same, and lots of white gloves so that I can always look sparkling clean. My make-up must always be fresh too. Although it is very expensive, I sometimes re-paint my face twice a day.

I have a special way of painting my face. It is my trademark. Most clowns paint their whole face white and add dark areas around the eyes and mouth. But I do it back to front. You will also recognise me by the glitter spots on my chin and cheek.

I've brought along some photographs, to show you just how I become Little Willie the Clown.


Here I am putting on my funny pants and shirt, my socks and my boots. I always say it is important to get the basic things right.

Next I rub paraffin around my eyes to keep them moist and I cover my face with a pancake powder to give it a basic tan.



The vertical black lines I draw above my eyes must be very even and as thin as possible.

Next come my huge red lips. Finally, I pat powder onto my make-up to set it like concrete and make it last longer.




I then add the white areas around my eyes. The hardest part is rubbing this white grease into my real eyebrows to make them disappear.

I blend yellow water paint with part of the white under my eyes and then add blue eyeliner above so that the shape is funny but not frightening.

My false eyebrows are drawn on with a black grease liner.




On my cheek and my chin I stick two glitter spots (so you will know me if you see me) and then I brush out my wig. Once I have put this on, you will really see the difference!



With my wig and hat in place, the time has come to say goodbye to my real nose for another day.

My cherry nose was made specially for me from a sort of plastic. It is very light and I can still breathe when I'm wearing it, but I always glue it on last because it is still uncomfortable.



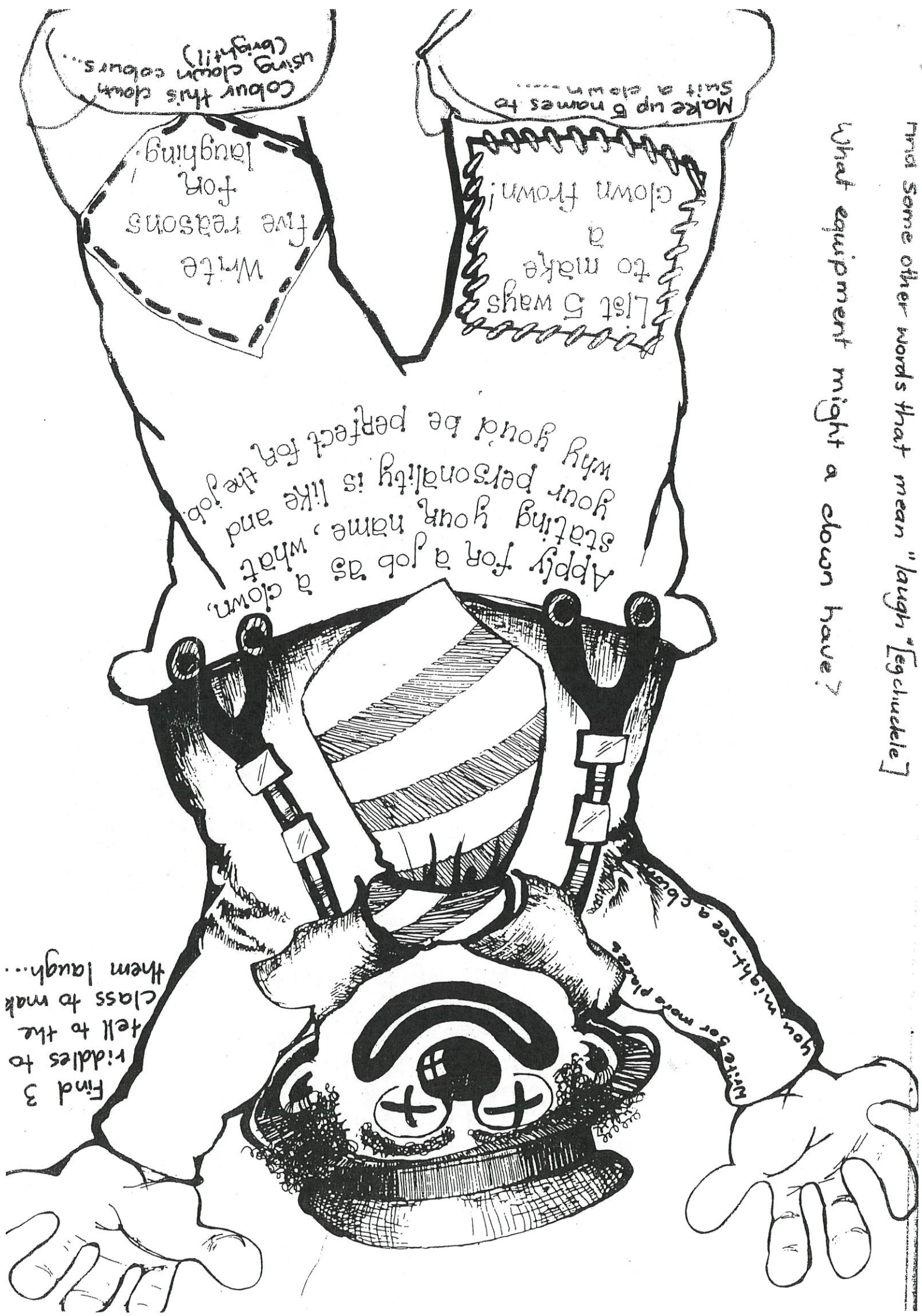
Three minutes later, when the glue has dried, I can stop holding my new nose in place.

I then put on my coat and my fresh white gloves. Finally, I grab my little case and rush off in search of another day's fun.

Don't forget to say hello if you see me out there somewhere!

Find some other words that mean "laugh" [eg chuckle]

What equipment might a clown have?





D



A circular stamp with a decorative border of stars and dots. The text inside the stamp is partially visible and appears to be "FBI" at the top and "LABORATORY" at the bottom, with some illegible text in the center.

do think of.



4/10/2019

Write all the

Some might be spelled

if they could talk...
what would they say?!



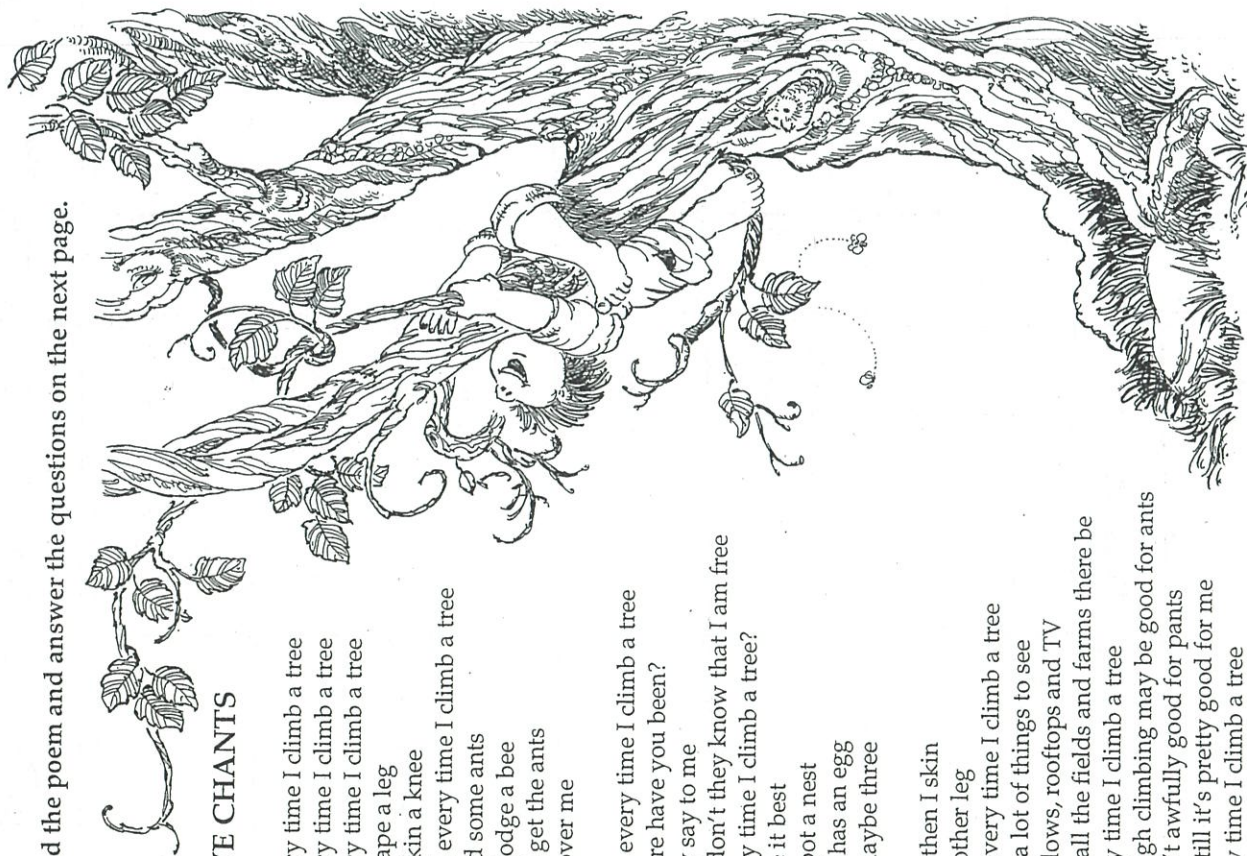


- Q. Where does a sheep get a haircut?
A. At a baa-baa.
- Q. How do you find a lost dog in a forest?
A. Put your ear up against a tree and listen to the bark.
- Q. Why did the farmer feed his cows dollar notes?
A. Because he wanted rich milk.
- Q. What shop sells brightly coloured meat?
A. A psychedelicatesen.
- Q. Why did the man put hay under his bed?
A. So he could feed his nightmare.
- Q. How do you make a coat last?
A. Make the trousers first.
- Q. Why did the cannibal bridegroom go to the wedding reception?
A. He wanted to toast his mother-in-law.



- A. Because he is longer in bed.
short one.
- Q. Why is a tall person fatter than a
year?
- B: Oh goodness no! I've known him for
A: Did you meet your son at the station?
John: No Mum—is there one missing?
Mum: Did you take a path today? John?
A. He operates on batteries.
doctor.
- Q. Did you hear about the robot
before you see it.
A. Milk because it is pasteurized
word.
- Q. What is the fastest thing in the
A. Because the spider spun in the
Q. Why did the fly fly?
A. They loved in vein.
cells.
- Q. Did you hear about the two blood

Read the poem and answer the questions on the next page.



FIVE CHANTS

Every time I climb a tree
Every time I climb a tree
Every time I climb a tree
I scrape a leg
Or skin a knee
And every time I climb a tree
I find some ants
Or dodge a bee
And get the ants
All over me

And every time I climb a tree
Where have you been?
They say to me
But don't they know that I am free
Every time I climb a tree?
I like it best
To spot a nest
That has an egg
Or maybe three

And then I skin
The other leg
But every time I climb a tree
I see a lot of things to see
Swallows, rooftops and TV
And all the fields and farms there be
Every time I climb a tree
Though climbing may be good for ants
It isn't awfully good for pants
But still it's pretty good for me
Every time I climb a tree

David McCord

1. What accidents usually happen to the writer when climbing trees?


2. What does the writer like to do best when climbing trees?

3. Why does the writer say that climbing 'isn't awfully good for pants'?

4. What does the writer often see from high up in trees?

5. What do these phrases mean?
a. skin a knee _____
b. it's pretty good for me _____
6. Why does the writer say that 'I am free every time I climb a tree'?

7. Add words to make a new verse.
And then I skin _____
My other arm _____
But when I ever climb a tree _____
I can watch out over the _____
This really pleases _____
Lots of roads and tracks there _____
Every time I climb a tree _____
Climbing keeps us out of the dirt _____
But is pretty tough on my new _____
But still it's pretty good for me _____
Every time I climb a tree _____



TREASURE HUNT

RECORD SHEET

1

something underneath something else	
something between two things.	
something above something else	
something in an empty place	
something you can just reach	
something you can't pick up	
something in a dark place	
something in a wet place	

2

something young	
something growing under difficulties	
something growing well	
something dried or parched	
something damaged or injured	
something old	
something dead	
something rotting	

3

something with a pleasant smell	
somewhere quiet	
something ugly	
something pretty	
something unpleasant to touch	
something unusual	
something you have never seen before	
somewhere you would like to sit	

Bees



Bees are one of the most useful insects. During food-gathering, bees spread pollen from one flower to another. Many food crops, including fruits and vegetables, depend on bees for fertilization. They also produce honey, which people use as food, and beeswax that is used in candles, cosmetics and other products. They live in almost every part of the world except the North and South Poles.


Across


3. The _____ is used to raise young bees and to store nectar.
6. _____ provide food for bees.
8. Bees are _____.

Down

1. The only function of the _____ is to mate with queens.
2. The job of the _____ honey bees is to collect nectar and pollen from flowers.
3. Only the kinds known as _____ bees make honey in large enough amounts to be used by people.
4. Honey bees live in _____ in a colony made up of one queen, tens of thousands of workers and a few hundred drones.
5. Laying eggs is the _____ only job.
7. Most bees depend on their _____ for defence.

drones
flowers
hives
honey
honeycomb
insects
queen's
sting
worker






Fun exercise

Exercise is an important part of keeping healthy and fit.

1. Circle the forms of exercise which you do on a regular basis.

running skipping hopping jumping playing outside
 swimming athletics gymnastics soccer cricket
 walking climbing netball tennis ballet

2. Write or draw some others you may do that are not on the list above.
 (If you have any!)



Often we exercise without realising it. We call this 'incidental movement'. This may include things like getting up to change the television channel without using the remote control, walking to school or bike riding with a friend.

3. In the boxes, write four more ways you could add more 'incidental movement' to your day. One has been done for you. You may discuss these with a partner.


<p>Dance with your favourite musical video clip when it comes on the television</p>	

4. Think of a really fun exercise activity which you have not tried before but would love to try. Write it below.

Can you record
30 minutes exercise
 every day?!

MONDAY	TUESDAY	WEDNESDAY	THURSDAY
FRIDAY	MY FAVOURITE Something I read or watched on TV	INCIDENTAL	INCIDENTAL Some good music I listened to
		Something interesting from the News	
Something I did to help at home			My favourite day this week (Why)
	Something new I discovered this week		
A special conversation was with...		At home I helped by	

Unit 11



Across

- 1 We put one on each foot when we wear shoes (4)
- 5 One time only (4)
- 6 A covering for the floor (6)
- 8 Not well; sick (3)
- 9 Another word for sea (5)
- 10 A furry pet (3)
- 11 I; me (6)
- 12 The sound of my voice coming back to me when I call (4)
- 13 This twinkles in the sky at night (4)

Down

- 2 An orange-coloured vegetable which Bugs Bunny loves to eat (6)
- 3 Very, very warm (3)
- 4 Poor Humpty Dumpty ----- the wall (4,3)
- 6 Perfectly round shapes we can draw on a page (7)
- 7 ----- one has to go to school during the term (5)
- 8 Small creature such as an ant or a bee (6)
- 11 This may be used to wash the floor (3)

WORD LIST

CARPET ILL
CARROT INSECT
CAT MOP
CIRCLES MYSELF
ECHO OCEAN
EVERY ONCE
FELL OFF SOCK
HOT STAR



Hidden word

Find a word in the Crossword that is hiding in this sentence.


TONY WAS FIRST, ARRIVING

AT 8:30. _____

New words I have learnt



Unit 9



Across

- 1 Quick; quickly (4)
- 4 Not hard; like the fur of a cat (4)
- 6 Dads and Mums drive this on the road (3)
- 7 The part of my body below my head (4)
- 9 We wear shoes on these (4)
- 12 If we spill something, we use a cloth to ----- away the mess (4)
- 15 Remain (4)
- 17 I hope to ----- a watch for my next birthday (3)
- 18 Little insects (4)
- 19 When standing in line, we must not do this (4)

WORD LIST

ADDS FAST PUSH
ANNE FEET SOFT
ANTS FREE STAY
CAP GET STOP
CAR IRON SURF
EAT NECK TICK
EGGS NEW TOY
WIPE

Down


- 2 A girl's name (4)
- 3 A mark which the teacher makes on our book when an answer is correct (4)
- 4 People do this in the ocean using a board (4)
- 5 Not tied up; able to go anywhere (4)
- 7 Not yet used or worn (3)
- 8 This may be worn on the head like a hat (3)
- 10 You must keep your mouth closed when you do this (3)
- 11 A child plays with this (3)
- 13 Something used to take the creases out of clothes (4)
- 14 These may be fried or scrambled (4)
- 15 This is what the red traffic light tells us to do (4)
- 16 Finds the total of two or more numbers (4)



Unit 13

WORD LIST

AND ICING SEES
 AXE INDIA SHAPE
 BELL JAM SMELL
 BUN MUGS SOAP
 DRUMS ODD STEP
 EXIT PEA TASTE



Across

- 1 A square, a rectangle, a triangle or a circle is called a ----- (5)
- 3 A sweet spread which we may put on bread or toast (3)
- 5 A little word which is used to join other words or parts of a sentence (3)
- 7 Something sweet which may be put on top of a cake (5)
- 9 A round bread roll (3)
- 10 The opposite of 'even' (3)
- 14 The one of our five senses which tells us if food is sweet, salt or sour (5)
- 15 A tool which is used for chopping wood (3)
- 16 A tiny green vegetable which grows in a pod (3)

The one of our five senses which tells us that a flower has a nice perfume (5)




New words I have learnt

Answers on page 103

Unit 12

WORD LIST

ALL KITTEN SKI
 ANIMAL MAKE TAP
 DOE NEAR TAXI
 EEL NINE TENT
 FAT PALM TIE
 FIRE PIN TREE
 FLAT RISE USED
 FLEA



Backward words

These words are written backwards.
 Can you write them correctly?

ERIF _____ IXAT _____
 EOD _____
 LAMINA _____

Down

- 1 The opposite of thin (3)
- 2 A tiger is an ----- (6)
- 3 A very tall plant which has branches and a trunk (4)
- 4 A type of tree that grows on islands; the front of my hand (4)
- 7 Everybody; everything (3)
- 10 Baby cat (6)
- 11 Very small, sharp, piece of metal used for holding papers or material together (3)
- 12 No longer new; second-hand (4)
- 13 When there is a ----- we see flames and smoke (4)
- 16 We have to ----- our shoelaces (3)

New words I have learnt

Across

- 1 An insect which makes a cat or dog scratch (4)
- 3 When we turn this on, water comes out (3)
- 5 Close; not far away (4)
- 6 When we travel in this car we must pay the driver (4)
- 8 A very long fish that looks like a snake (3)
- 9 I try not to ----- mistakes in my school work (4)
- 13 Not sloping; with no bumps (4)
- 14 Travel on the snow on long narrow pieces of wood, metal or plastic (3)
- 15 When we go camping we may sleep in this (4)
- 17 Move upward; in the early morning we may see the sun ----- (4)
- 18 Mother deer (3)
- 19 Ten minus one equals this (4)

Answers on page 103

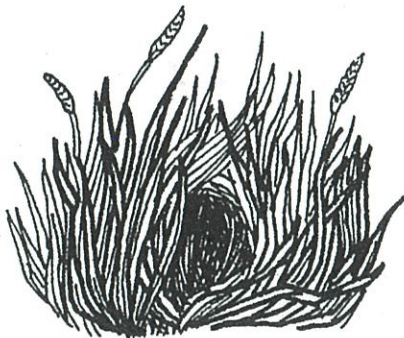
Rats as big as cats

A very long time ago even before James Cook was born, a Dutch explorer called Willem de Vlamingh landed on Rottneest Island.

He wrote in his diary about the odd animals that looked like rats but were as big as cats. He didn't know that the Aboriginal people who lived nearby called these animals *quokka*. We call them *quokkas*.

Willem also didn't know that quokkas don't belong to the rat family. They are marsupials. They are pademelon wallabies with short tails and short, rounded ears.

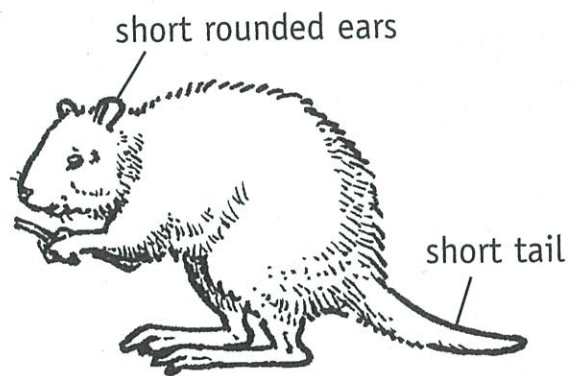
Quokkas make mazes of burrows in the shrubs and grasses, through which they run at great speed.



They shelter in them from the hot sun and leave them to feed on native plants at night. Quokkas need lots of fresh water.

Most Rottneest Island quokkas have only one baby a year. The female can start breeding when she is $1\frac{1}{2}$ to 2 years old. Twenty-seven days after mating, the female gives birth to a tiny, blind hairless baby. It climbs up into her pouch and suckles there for about six months.

There used to be so many more quokkas in Western Australia. But the rabbits ate their food and the foxes killed them. People even went quokka shooting just for fun. Now quokkas are protected. The Rottneest Island quokkas are especially lucky. They have no predators.



After you have read the information on quokkas begin your report. Your answers should be written in sentences.

Report on _____ **by** _____

Classification

What family does it belong to?

Description

What does it look like?

Habitat

Where does it live?

Feeding habits

What does it eat?

Breeding habits


How does it have babies?

Two other interesting facts

When my father was a little boy, it was his job to put out the milk bottles every night. He always left them on the front fence near the gate. The milkman would leave the milk very early in the morning while dad's family was still asleep. He would bring in the milk before breakfast.

One morning, he discovered that one bottle top had a hole and some of the milk had been drunk. This happened again and again. By now, my grandmother was upset. The family tried to think of ways to catch the culprit. No one had any idea who the thief was.

A few weeks later, my grandmother was up earlier than usual. She looked out of the window, and to her surprise, she saw a currawong standing on the fence with his beak in a milk bottle, drinking their milk! Boy, was she mad! My grandmother spoke to the milkman about the problem. She asked him to put a plastic cup on each bottle, which my dad left out with the bottles.



The currawongs were very cunning! The battle was on! After a while they worked out how to take off the plastic cup. Often a bottle was tipped over, and the milk spilt.

Eventually, grand-dad made a wooden box, which opened at the side. This confused the currawongs and they didn't try to drink our milk anymore!

Draw a line from the word to the correct meaning.

cunning	containing nothing
currawong	couldn't work out what happened
empty	clever at working things out
culprit	something that needs to be solved or understood
problem	a large black and white bird
confused	a person or animal who has done something wrong

Check the following sentences and tick the correct box.

	True	False
1. Dad put the milk bottles out every night.	<input type="checkbox"/>	<input type="checkbox"/>
2. He put them on the side fence.	<input type="checkbox"/>	<input type="checkbox"/>
3. The milkman delivered milk late at night.	<input type="checkbox"/>	<input type="checkbox"/>
4. Dad found all of the bottle tops were pierced every day.	<input type="checkbox"/>	<input type="checkbox"/>
5. No one could guess who the thief was.	<input type="checkbox"/>	<input type="checkbox"/>
6. A currawong was drinking the milk.	<input type="checkbox"/>	<input type="checkbox"/>
7. The milkman put paper cups on the bottles.	<input type="checkbox"/>	<input type="checkbox"/>
8. The cups on the bottles prevented the birds from drinking the milk.	<input type="checkbox"/>	<input type="checkbox"/>

Put these words into alphabetical order. Work across the page.

milk night window bottle fence cup gate beak thief

Write a funny story that happened to your dad when he was a child.

Multiplication Facts - 2s and 3s

Count by 2s.

1. $2 \times 1 =$ _____

$2 \times 2 =$ _____

$2 \times 3 =$ _____

$2 \times 4 =$ _____

$2 \times 5 =$ _____

$2 \times 6 =$ _____

$2 \times 7 =$ _____

$2 \times 8 =$ _____

$2 \times 9 =$ _____

$2 \times 10 =$ _____

Count by 3s.

2. $3 \times 1 =$ _____

$3 \times 2 =$ _____

$3 \times 3 =$ _____

$3 \times 4 =$ _____

$3 \times 5 =$ _____

$3 \times 6 =$ _____

$3 \times 7 =$ _____

$3 \times 8 =$ _____

$3 \times 9 =$ _____

$3 \times 10 =$ _____

Notice that you get the same answer in multiplication, even if the order of the factors is changed.

2 sets of 5 and 5 sets of 2 are the same.
 $2 \times 5 = 5 \times 2$, $2 \times 5 = 10$, $5 \times 2 = 10$.

3. $2 \times 4 =$ _____

$3 \times 6 =$ _____

$3 \times 4 =$ _____

$7 \times 2 =$ _____

$2 \times 3 =$ _____

$4 \times 2 =$ _____

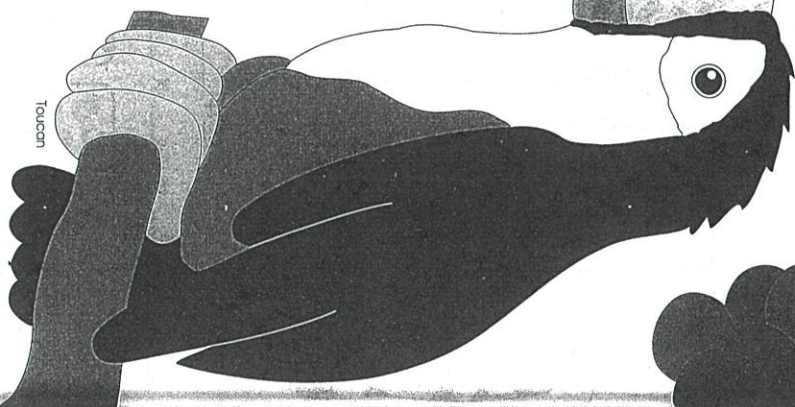
$6 \times 3 =$ _____

$4 \times 3 =$ _____

$2 \times 7 =$ _____

$3 \times 2 =$ _____

Practise these facts so you can say the answers *fast*!



Toucan

Multiplication Facts - 4s and 5s

Count by 4s.

1. $4 \times 1 =$ _____

$4 \times 2 =$ _____

$4 \times 3 =$ _____

$4 \times 4 =$ _____

$4 \times 5 =$ _____

$4 \times 6 =$ _____

$4 \times 7 =$ _____

$4 \times 8 =$ _____

$4 \times 9 =$ _____

$4 \times 10 =$ _____

Count by 5s.

2. $5 \times 1 =$ _____

$5 \times 2 =$ _____

$5 \times 3 =$ _____

$5 \times 4 =$ _____

$5 \times 5 =$ _____

$5 \times 6 =$ _____

$5 \times 7 =$ _____

$5 \times 8 =$ _____

$5 \times 9 =$ _____

$5 \times 10 =$ _____

Draw sets for the problems below.

3. $4 \times 3 = 12$


$4 \times 4 = 16$

$5 \times 4 = 20$

4. $5 \times 6 = 30$

$5 \times 1 = 5$

$5 \times 3 = 15$



Long-tongued Fruit Bat

6

Easy Sudoku Puzzles

Figuring out a solution is quite time consuming, but students will gradually start to form their own strategies for finding solutions. Puzzles can be put onto the blackboard for students to copy onto paper (graph paper is easiest).

Aim: To fill a 4 x 4 grid with numbers from one to four. Each row, column and 2 x 2 box must only contain the digits 1 to 4 once each. See the example. The given numbers are in bold.

Equipment: •graph paper









4	1	3	2
2	4	1	3
1	3	2	4
3	2	4	1

		3	
	1		
		2	
	4		

		2	
	3		
		4	
	2		

	3		
		1	
4			
			2

	2		
			4
	3		

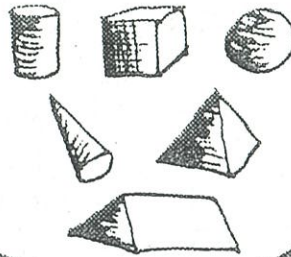


SHAPES

GEOMETRIC

PLANE

SOLID



AN IDEAS PAGE

USING COMMON OBJECTS

FREE - ORGANIC

Simple


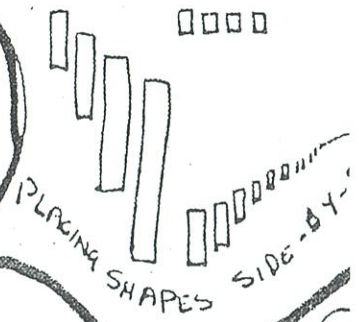
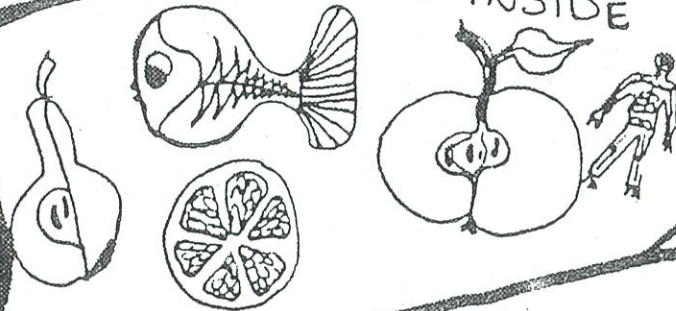
Complex



filled-in



LOOKING INSIDE



DIVIDING SHAPES THEN 'EXPLODE' THE PARTS.

USE GEOMETRIC SHAPES ONLY TO CREATE OBJECTS



OUTLINES ARE NOT ESSENTIAL

